


# 128铜版纸/风琴折 展开尺寸: 800x100mm 实际尺寸: 100x100mm



## KA18

### 户外便携无线音箱

用户手册

尊敬的AWEI用户:

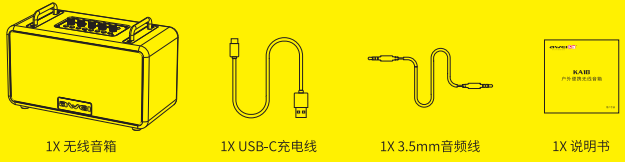
感谢您选用AWEI产品!您的选择对于我们至关重要,这意味着AWEI又增加了一名新用户。希望通过我们的产品和服务,为您带来上佳的体验。也希望您在产品体验过程中,通过官方客户热线、微博、微信、等提出好的意见和建议,帮助AWEI不断完善产品和服务。

如果您在产品使用过程中遇到任何问题,请参照服务流程,方便、快捷地获取帮助。您的支持是我们成长的动力,您的每一次认可和评价都是对AWEI莫大的鼓励。谢谢!

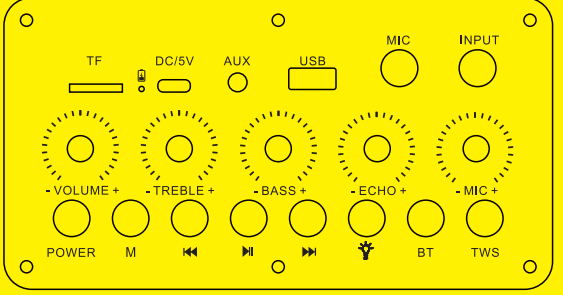
AWEI营销团队

非常感谢您使用AWEI KA18户外炫光无线音箱,在使用本产品之前,请仔细阅读本手册。

#### 附件清单



#### 产品说明图



#### 怎样使用

POWER	长按3秒开关机	BASS	低音音量调节旋钮
M	音源模式切换	ECHO	话筒混响调节旋钮
◀	短按上一曲	MIC	话筒音量调节旋钮
⏸	短按 暂停/播放	TF	TF卡接口
▶	短按下一曲	🔋	充电指示灯
💡	短按灯光切换模式	DC/5V	Type-c DC 5V接口
BT	短按一键蓝牙,长按3秒断开蓝牙	AUX	AUX接口
TWS	相同两台机短按TWS	USB	USB接口
VOLUME	音量调节旋钮	MIC	有线话筒接口
TREBLE	高音音量调节旋钮	INPUT	乐器接口

- 打开音箱电源:旋转旋钮开机,蓝牙指示灯会开始闪烁。
- 蓝牙连接:打开手机蓝牙并扫描,搜索到"AWEI KA18",后点击进行配对连接。连接成功时音箱会发出提示音,蓝牙指示灯变为常亮。
- 可通过模式键切换音源播放音乐。

#### 产品规格

1.蓝牙版本:	V5.3
2.支持协议:	HSP, HFP, A2DP, AVRCP
3.电池容量:	3600 mAh/7.4V
4.播放时间:	6小时(50%音量)
5.充电时间:	7小时
6.频率响应范围:	40Hz~18KHz
7.蓝牙工作频率:	2.41GHz~2.48GHz
8.蓝牙有效距离:	10M
9.充电输入标准:	TYPE-C DC5V
10.输出功率:	70W
11.支持模式:	TF,BT,USB,AUX,TWS,MIC,RGB,INPUT
12.防尘、防水等级:	IPX4

#### 安全与保养

在使用时,请阅读以下建议有助于您遵守保修条款,并延长产品的使用寿命。

- ★ 保持产品干燥,勿将产品放在潮湿的地方,以免影响产品内部电路;
- ★ 不要将产品放置在太阳直射或者高温的地方,高温会缩短电子部件的使用寿命损坏电池,使某些塑料部件变形;
- ★ 不要将产品放在过冷的地方,以免损坏内部电路板;
- ★ 不要试图拆开产品,尤其是非专业人员,可能会损坏产品;
- ★ 不要跌落、强烈震动、用硬体撞击产品,以免损坏内部电路;

#### 安全与保养

- ★ 不要使用腐蚀性化学制品、清洁剂清洗机器;
- ★ 不要用尖体在产品表面上乱划,以免损坏外壳和影响外观;
- ★ 不要对机器连续充电超过10小时,以免影响使用寿命;

如产品不能正常工作,请将其送至AWEI的授权维修机构,工作人员会热心帮您解决问题。


声明:为提高产品性能我们会进行产品升级,本说明内容可能会有所变更,恕不另行通知,敬请谅解。感谢您的选购!

香港雅乐国际有限公司 监制  
深圳市雅乐电子有限公司 出品  
厂址:中国深圳市龙华区大浪裕景泰科技工业园

消费者服务热线/传真: 400-998-3899  
服务热线:400-998-3899  
合作邮箱:yale@awei.hk  
售后服务:service@awei.hk

获取更多产品信息请访问:  
www.awei.hk

国外社址:  
twitter : https://www.twitter.com/Aweiglobal  
facebook : https://www.facebook.com/aweiproducts  
instagram : https://www.instagram.com/awei\_official



官方微信验证真

#### 产品售后服务指南

一、七天包退细则  
A. 包退原则:用户在AWEI直属专营店或经AWEI授权的分销店所购买的产品,自购买之日起7天内,产品未受到任何人为或外力的损害而发生的产品质量问题,厂家包退货。  
B. 退货流程:用户将产品、包装和票据完整地拿到(或自费邮寄到)购买地点给卖家检测——卖家按质保鉴定  
规则检测,鉴定该产品属产品质量问题——卖家退还用户购买产品时所付的费用。


二、十五天包换细则  
A. 包换原则:用户在AWEI直属专营店或经AWEI授权的分销店所购买的产品,自购买之日起15天内,产品未受到任何人为或外力的损害而发生的产品质量问题,厂家包换货。  
B. 换货流程:用户将产品、包装和票据完整地拿到(或自费邮寄到)购买地点给卖家检测——卖家按质保鉴定  
规则检测,鉴定该产品属产品质量问题——卖家为用户更换货品并开具新票据。

三、十二个月保修细则  
A. 保修原则:用户在AWEI直属专营店或经AWEI授权的分销店所购买的产品,自购买之日起十二个月内,产品未受到任何人为或外力的损害而发生的产品质量问题,厂家包修。  
B. 保修流程:用户将产品、包装和票据完整地拿到(或自费邮寄到)购买地点给卖家检测——卖家按质保鉴定  
规则检测,鉴定该产品有产品质量问题——卖家填写产品质保卡并加盖公章——卖家将产品邮寄给厂家维修——厂家维修好邮寄给卖家——卖家通知用户取货。

四、质保鉴定规则  
A. 无质保产品:包装盒、收纳袋、耳机夹、耳套等附属部件;不在三包期内的产品;非AWEI授权或非正规渠道所购买的产品;非AWEI正品;赠品;被人为损害的产品;被外力损害的产品。  
B. 质保鉴定:查三包期(以票据为准)——查正品(经AWEI官方网站查询防伪编码)——查产品损坏情况(有无明显人为造成的破损,有无被水、火、化学物品或重物损害的痕迹)——查产品质量(在符合产品使用情况下测试效果是否与产品描述相符)——查购买渠道(经厂家查证)

#### AWEI产品保修卡(请认真填写完整)

产品型号	条形码
用户名字	用户电话
用户住址	
商家名称	商家电话
商家地址	
购买日期	报修日期
损坏情况	维修时间
备注	



## KA18

### Wireless Speaker

#### Portable Outdoor

User Manual

Dear AWEI User,

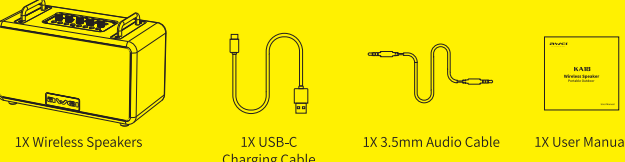
Thank you for choosing AWEI product. Your choice is crucial for us, which means AWEI has added-gained a new user. Hope that we will bring you good experience through our products and services. Also hope you will put forward good advice and suggestions by official customer hotline, Weibo and Wechat in the process of product experience, which can help AWEI constantly improve product and service.

If you encounter any problems in using products, please refer to service process. Your support is our strongest power, also your recognition and evaluation are a great encouragement to AWEI. Thank you!


Thank you very much for using the AWEI KA18 outdoor colorful light wireless speakers, please read this manual in detail before using this product.

AWEI marketing team

#### Accessories List



#### Overview Of Speaker



#### How To Use

POWER	Long press for 3 seconds to turn on/off	BASS	Bass volume adjustment knob
M	Audio mode switching	ECHO	Microphone reverb adjustment knob
◀	Short press to previous song	MIC	Microphone volume adjustment knob
⏸	Short press to pause/play	TF	TF card interface
▶	Short press to next song	🔋	Charging indicator light
💡	Short press the light switch mode	DC/5V	Type-c DC 5V interface
BT	Short press one button to Bluetooth. Long press for 3 seconds to disconnect Bluetooth	AUX	AUX interface
TWS	Short press TWS on the same two machines	USB	USB interface
VOLUME	Volume control knob	MIC	Wired microphone interface
TREBLE	High pitch volume adjustment knob	INPUT	Instrument interface

- Turn on the speaker power: Rotate the knob to turn on the speaker, and the Bluetooth indicator light will start flashing.
- Bluetooth connection: Turn on your phone's Bluetooth and scan it. After searching for the "AWEI KA18", click to pair and connect. When the connection is successful, the speaker will A prompt sound is emitted, and the Bluetooth indicator light becomes constantly on.
- You can switch the audio source and play music by pressing the mode key.

#### Specifications

1. Bluetooth version:	V5.3
2. Supporting protocols:	HSP, HFP, A2DP, AVRCP
3. Battery capacity:	3600 mAh/7.4V
4. Music time:	6H(50% Volume)
5. Charging time:	7H
6. Frequency response range:	40Hz~18KHz
7. Bluetooth operating frequency:	2.41GHz~2.48GHz
8. Bluetooth effective distance:	10M
9. Charging input standard:	TYPE-C, DC5V
10. Output power:	70W
11. Support mode :	TF,BT,USB,AUX,TWS,MIC,RGB,INPUT
12. Dustproof and waterproof grade:	IPX4

#### Safety And Maintenance

Please read suggestions below in order to help prolong the product lifespan and clearly understand the warranty clauses.

- ★ Keep the product dry, do not put it in humid circumstance to avoid short circuit.
- ★ Do not expose it to the sunshine or high heat. High heating will shorten lifespan of electronic components, damage battery and deform some plastic parts.
- ★ Do not put it in cold circumstance to avoid damage to PCB board.
- ★ Do not attempt to take apart the product, especially non-professionals.
- ★ Do not fall, vibrate strongly, strike with hard objects, to avoid damage to inner electronic circuit.

#### Safety And Maintenance

- ★ Do not use high chemical products, detergent to clean the product.
- ★ Do not scratch the surface with sharp items to avert damaging the case and appearance.
- ★ Do not make it charge 10 hours continuously for the sake of lifespan.

If the product can not work properly, please send it to AWEI authorized maintenance agents. Our staff will help to solve the problems for you.


**Statement: In order to improve product performance we will upgrade products, the content may change without notice, please forgive! Thank you for your purchase.**

Supervised by H.K. Yale International Co., Ltd  
Produced by Shenzhen Yale Electronics Co., Ltd  
Factory Add: 4th Floor, Building 2, Yujing Industrial Park, Huaxing Road, Longhua District, Shenzhen, China.

Customer service hotline/ Fax: 400-998-3899  
Cooperation mailbox: yale@awei.hk  
After-sales service: service@awei.hk

For more information please visit:  
www.awei.hk

Contact:  
twitter : https://www.twitter.com/Aweiglobal  
facebook : https://www.facebook.com/aweiproducts  
instagram : https://www.instagram.com/awei\_official



AWEI WeChat

#### Products after-sales service

1. 7 Days Refund Policy  
A. Guarantee of Refund: Within 7 days since the date of purchase, the manufacturer promises to refund if the product bought from AWEI immediate shops or authorized distributor shops is in quality problem (artificial and external force damage excluded).  
B. Refund Procedure: Please take the product, whole set of package and original invoice to (or please freight pre-paid to) the shop you bought for checking. The seller will check by Quality Assurance Identification Rules to clarify the problem. If yes, the seller should refund the money the user paid for the product.

2. 15 Days Replacement Policy  
A. Guarantee of Replacement: Within 15 days since the date of purchase, the manufacturer promises to replace if the product bought from AWEI immediate shops or authorized distributor shops is in quality problem (artificial and external force damage excluded).  
B. Replacement Procedure: Please take the product, whole set of package and original invoice to (or please freight pre-paid to) the shop you bought for checking. The seller will check by Quality Assurance Identification Rules to clarify the problem. If yes, the seller should replace the product and issue a new invoice to the user. Freight arrangements please check with the shop you contact.

3. Twelve Months Warranty Policy  
A. Guarantee of Maintenance: Within twelve months since the date of purchase, the manufacturer promises to offer maintenance service if the product bought from AWEI immediate shops or authorized distributor shops is in quality problem (artificial and external force damage excluded).  
B. Maintenance Procedure: Please take the product, whole set of package and original invoice to (or please freight pre-paid to) the shop you bought for checking. The seller will check by Quality Assurance Identification Rules to clarify the problem. If yes, the seller should fill warranty card with official stamp and send back to manufacturer. After repairing, manufacturer sends the product to the seller and the seller should inform the user to collect it. Freight arrangements please check with the shop you contact.

4. Quality Assurance Identification Rules  
A. Quality Assurance is NOT applicable to those items: accessories like packing box, pouch, ear clip and earmuffs; product beyond warranty period; product got from unauthorized agents or informal channels; fake AWEI product; AWEI premium; artificial damaged product; external force damaged product.  
B. Quality Assurance Identification Procedure: Check warranty period (by original invoice) —— confirm original product (check security code on AWEI official website) —— check product damage (clarify artificial damage and external force like water, fire, chemicals or weight crush damages) —— check product quality (to confirm if the testing result is conform to description) —— check buying channel (subject to manufacturer's verification).

#### AWEI Warranty Card (please fill this carefully)

Model No.	Barcode
User Name	Tel
Address	
Seller	Seller Tel
Seller Add	
Date of Purchase	Date for Maintenance
Damage Situation	Maintenance Time
Remark	